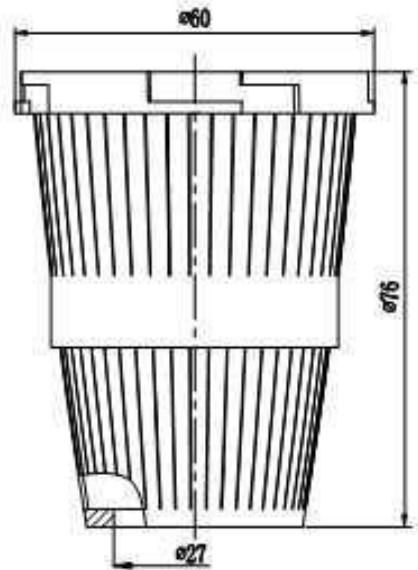


**1.05" TOP DISTRIBUTOR  
(6" ~ 12" TANKS)  
SLOT: 0.2mm**

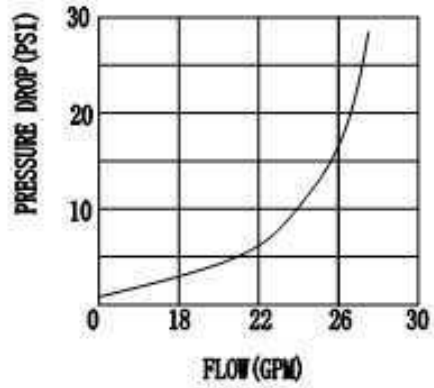


**50166**



**DRAWING 1**

REMARK: 1PSI=0.007MPa, 1GPM=227L/H



PART NUMBER	DESCRIPTION	TANK DIAMETER (INCHES/MM)	RISER TUBE DIAMETER (INCHES/MM)
50166	1.05" TOP DISTRIBUTOR	6"~12"(Φ155~Φ310mm)	3/4"(Φ26.7mm)



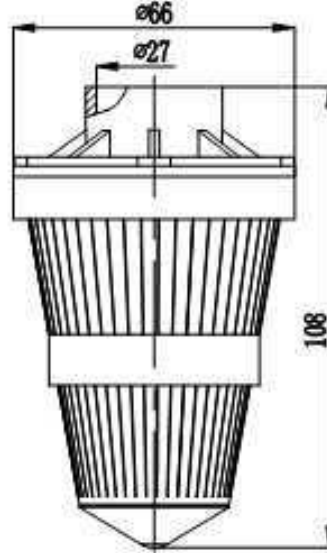
# 1.05" BOTTOM DISTRIBUTOR

(6" ~ 12" TANKS)

SLOT: 0.2mm

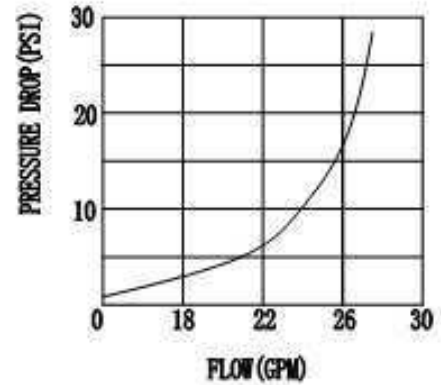


10772



DRAWING 1

REMARK: 1PSI=0.007MPa, 1GPM=227L/H



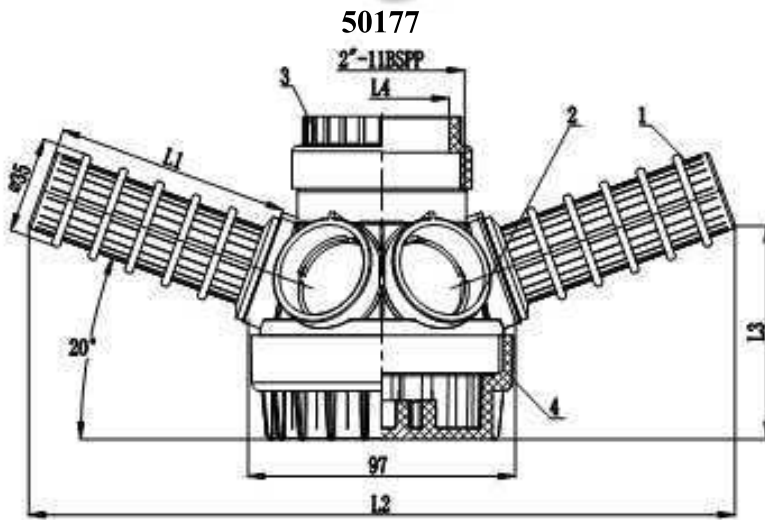
PART NUMBER	DESCRIPTION	TANK DIAMETER (INCHES/MM)	RISER TUBE DIAMETER (INCHES/MM)
10772	1.05" BOTTOM DISTRIBUTOR	6"~12"(φ155~φ310mm)	3/4"(φ26.7mm)



**TOP MOUNT 6 LATERAL( Φ35 ) DISTRIBUTOR  
(12" ~ 21" TANKS) QUICK CONNECTION  
SLOT: 0.2mm**



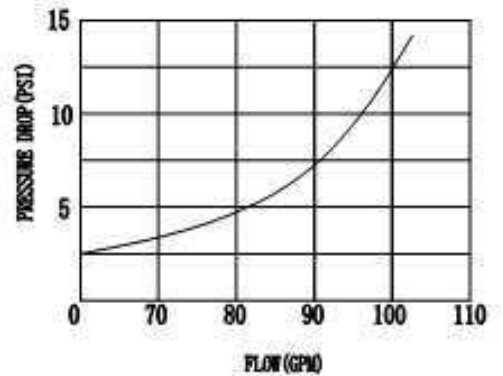
**SEE COMPLETE ASSEMBLY PART NUMBER  
CHART 4 FOR DIFFERENT ASSEMBLY OPTIONS**



**DRAWING 1**

REMARK: 1PSI=0.007MPa, 1GPM=227L/H

10920-03, 10920-04, 10920-05, 10920-06



10920-07, 10920-08, 10920-09, 10920-10

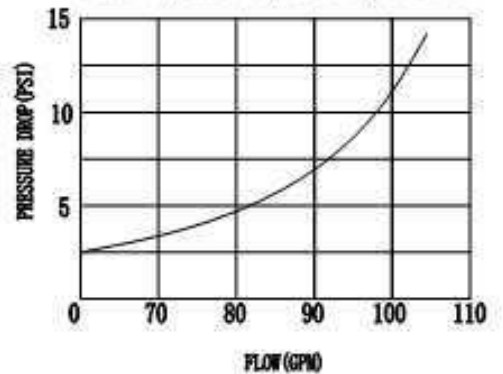


CHART 1- COMPONENTS

ITEM	PART NUMBER	DESCRIPTION	QTY
1	SEE THE CHART 2	Φ35 LATERAL	6
2	50172	HUB	1
3	SEE THE CHART 3	ADAPTER	1
4	50235	BOTTOM CAP	1
TOOL	50177	SPLINE	1



**TOP MOUNT 6 LATERAL ( Φ35 ) DISTRIBUTOR  
(12" ~ 21" TANKS) QUICK CONNCTION  
SLOT: 0.2mm**



CHART 2 -Φ35 LATERAL PART NUMBERS , ITEM 1 IN DRAWING 1

DESCRIPTION	PART NUMBER	L1(MM)	L2(MM)	L3(MM)	TANK DIAMETER (INCHES/MM)
Φ35 LATERAL (100MM)	50168	100	281	82	12"(Φ310MM)
Φ35 LATERAL (114MM)	50169	114	307	87	13" AND 14" (Φ336MM~Φ363MM)
Φ35 LATERAL (142MM)	50170	142	360	96	16"(Φ413MM)
Φ35 LATERAL (184MM)	50171	184	439	110	18" AND 21"(Φ486~Φ555MM)

CHART 3 - ADAPTER PART NUMBERS , ITEM 3 IN DRAWING 1

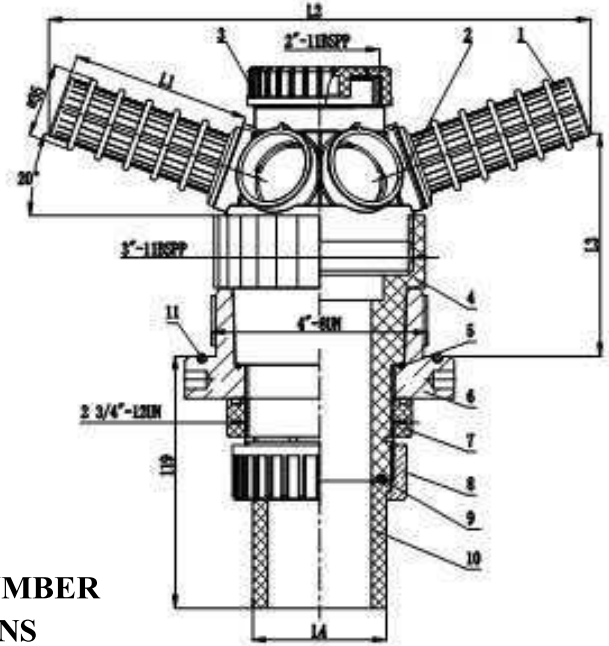
DESCRIPTION	PART NUMBER	CENTRAL PIPE DIAMETER	L4(MM)
Φ48.5(ENGLISH) ADAPTER	50174	1.5" PIPE ( 1.901" O.D. ) (SOCKET FIT)	48.5
Φ50(METRIC)ADAPTER	50175	50 MM O.D. PIPE (SOCKET FIT)	50

CHART 4 - COMPLETE ASSEMBLY PART NUMBERS

ASSEMBLY PART NUMBER	TANK DIAMETER(INCHES)	Φ35 LATERAL PART NUMBER	ADAPTER PART NUMBER
10920-03	12"-E	50168	50174
10920-04	12"-M	50168	50175
10920-05	13"/14"-E	50169	50174
10920-06	13"/14"-M	50169	50175
10920-07	16"-E	50170	50174
10920-08	16"-M	50170	50175
10920-09	18"/21"-E	50171	50174
10920-10	18"/21"-M	50171	50175



**BOTTOM MOUNT 6 LATERAL ( Φ35 ) DISTRIBUTOR  
(12" ~ 21" TANKS) QUICK CONNECTION  
SLOT: 0.2mm**



**SEE COMPLETE ASSEMBLY PART NUMBER  
CHART 4 FOR DIFFERENT ASSEMBLY OPTIONS**

**DRAWING 1**



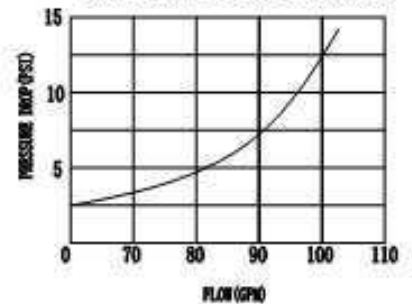
**50177**

**CHART 1- COMPONENTS**

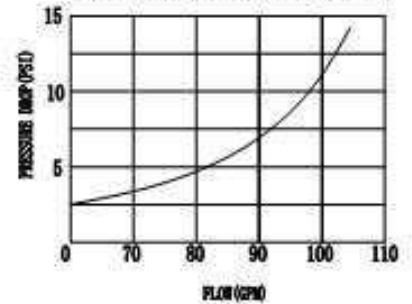
ITEM	PART NUMBER	DESCRIPTION	QTY
1	SEE THE CHART 2	Φ35 LATERAL	6
2	50172	HUB	1
3	50176	TOP CAP	1
4	50178	TUBE	1
5	10833	O RING	1
6	11017	4" ADAPTER	1
7	50179	NUT	1
8	10715	UNION	1
9	10834	O RING	1
10	SEE THE CHART 3	JOINT	1
11	10229	O RING	1
TOOL	50177	SPLINE	1

**REMARK: 1PSI=0.007MPa. 1GPM=227L/H**

**10921-03, 10921-04, 10921-06, 10921-06**



**10921-07, 10921-08, 10921-09, 10921-10**



**BOTTOM MOUNT 6 LATERAL ( Φ35 ) DISTRIBUTOR  
(12" ~ 21" TANKS) QUICK CONNCTION  
SLOT: 0.2mm**



CHART 2 -Φ35 LATERAL PART NUMBERS , ITEM 1 IN DRAWING 1

DESCRIPTION	PART NUMBER	L1(MM)	L2(MM)	L3(MM)	TANK DIAMETER (INCHES/MM)
Φ35 LATERAL (100MM)	50168	100	281	113	12"(Φ310MM)
Φ35 LATERAL (114MM)	50169	114	307	118	13" AND 14" (Φ336~Φ363MM)
Φ35 LATERAL (142MM)	50170	142	360	127	16"(Φ413MM)
Φ35 LATERAL (184MM)	50171	184	439	141	18" AND 21" (Φ486~Φ555MM)

CHART 3 - JOINT PART NUMBERS , ITEM 10 IN DRAWING 1

DESCRIPTION	PART NUMBER	PIPE DIAMETER	L4(MM)
Φ60.3(ENGLISH) JOINT	10716	2" PIPE (2.375" O.D.) (SOCKET FIT)	60.3
Φ63(METRIC) JOINT	10717	63MM O.D. PIPE (SOCKET FIT)	63

CHART 4 - COMPLETE ASSEMBLY PART NUMBERS

ASSEMBLY PART NUMBER	TANK DIAMETER(INCHES)	Φ35 LATERAL PART NUMBER	JOINT PART NUMBER
10921-03	12"-E	50168	10716
10921-04	12"-M	50168	10717
10921-05	13"/14"-E	50169	10716
10921-06	13"/14"-M	50169	10717
10921-07	16"-E	50170	10716
10921-08	16"-M	50170	10717
10921-09	18"/21"-E	50171	10716
10921-10	18"/21"-M	50171	10717



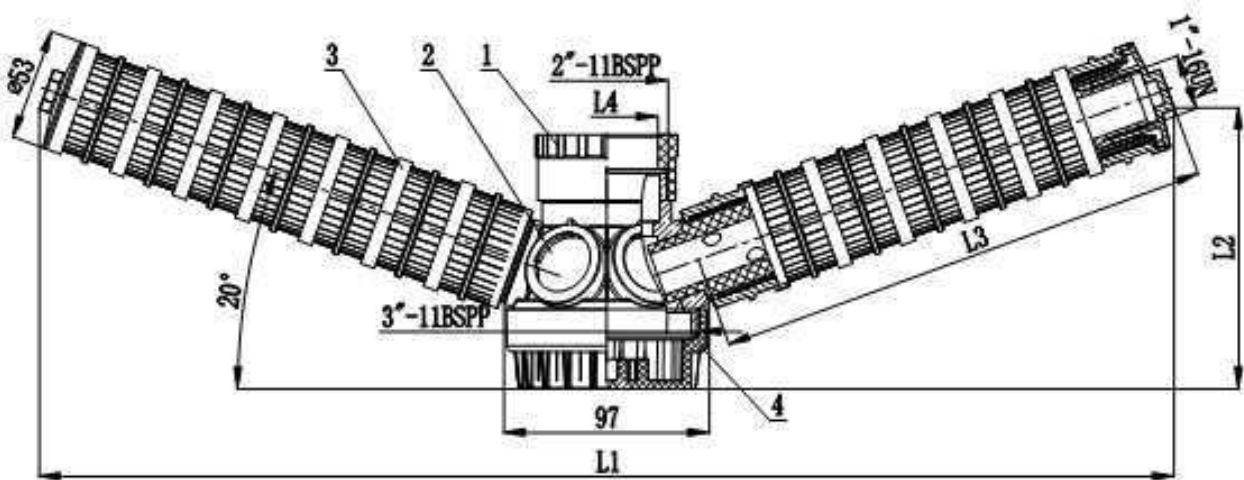
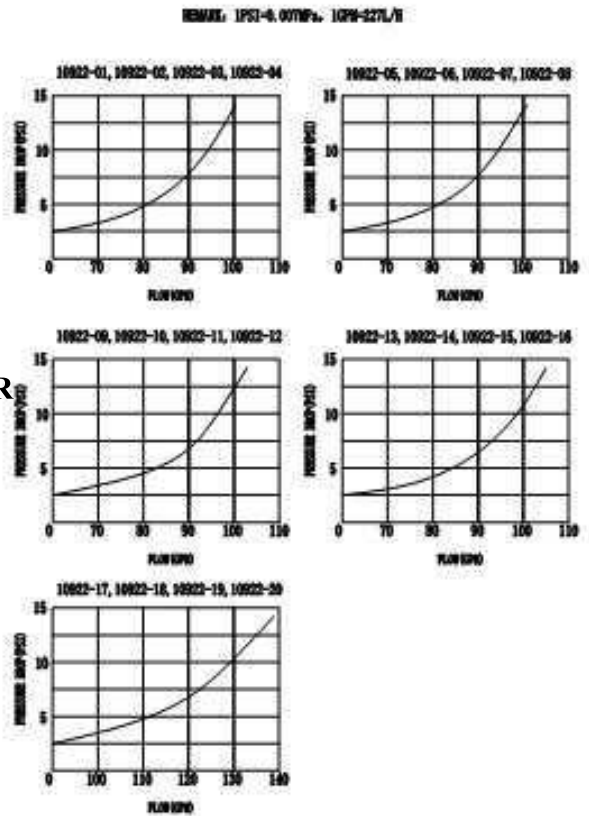
**TOP MOUNT 6 LATERAL (  $\Phi 53$  ) DISTRIBUTOR  
(18" ~ 36" TANKS) QUICK CONNECTION  
SLOT: 0.2mm**



**SEE COMPLETE ASSEMBLY PART NUMBER  
CHART 4 FOR DIFFERENT ASSEMBLY OPTIONS**



**50177**



**DRAWING 1**

**CHART 1- COMPONENTS**

ITEM	PART NUMBER	DESCRIPTION	QTY
1	SEE THE CHART 3	ADAPTER	1
2	50172	HUB	1
3	SEE THE CHART 2	$\Phi 53$ LATERAL ASSEMBLY	6
4	50235	BOTTOM CAP	1
TOOL	50177	SPLINE	1



**TOP MOUNT 6 LATERAL ( Φ53 ) DISTRIBUTOR  
(18" ~ 36" TANKS) QUICK CONNECTION  
SLOT: 0.2mm**



CHART 2-Φ53 LATERAL ASSEMBLY PART NUMBERS, ITEM 3 IN DRAWING 1

DESCRIPTION	PART NUMBER	L1(MM)	L2(MM)	L3(MM)	TANK DIAMETER (INCHES/MM)
Φ53 LATERAL ASSEMBLY (143MM)	10924	365	103	143	18"(Φ486MM)
Φ53 LATERAL ASSEMBLY (175MM)	10934	425	114	175	21"(Φ555MM)
Φ53 LATERAL ASSEMBLY (239MM)	10935	545	136	239	24"(Φ624MM)
Φ53 LATERAL ASSEMBLY (303MM)	10936	666	158	303	30"(Φ779MM)
Φ53 LATERAL ASSEMBLY (367MM)	10937	786	180	367	36"(Φ931MM)

CHART 3-ADAPTER PART NUMBERS, ITEM 1 IN DRAWING 1

DESCRIPTION	PART NUMBER	CENTRAL PIPE DIAMETER	L4(MM)
Φ48.5(ENGLISH) ADAPTER	50174	1.5"PIPE (1.901"O.D.) (SOCKET FIT)	48.5
Φ50(METRIC)ADAPTER	50175	50MM O.D. PIPE (SOCKET FIT)	50
Φ60.3(ENGLISH) ADAPTER	10726	2"PIPE (2.374"O.D.) (SOCKET FIT)	60.3
Φ63(METRIC) ADAPTER	10727	63MM O.D. PIPE (SOCKET FIT)	63

CHART 4 - COMPLETE ASSEMBLY PART NUMBERS

ASSEMBLY PART NUMBER	TANK DIAMETER (INCHES)	Φ53 LATERAL ASSEMBLY PART NUMBER	ADAPTER PART NUMBER
10922-01	18"-E	10924	50174
10922-02	18"-M	10924	50175
10922-03	18"-E	10924	10726
10922-04	18"-M	10924	10727
10922-05	21"-E	10934	50174
10922-06	21"-M	10934	50175
10922-07	21"-E	10934	10726
10922-08	21"-M	10934	10727
10922-09	24"-E	10935	50174
10922-10	24"-M	10935	50175
10922-11	24"-E	10935	10726
10922-12	24"-M	10935	10727
10922-13	30"-E	10936	50174
10922-14	30"-M	10936	50175
10922-15	30"-E	10936	10726
10922-16	30"-M	10936	10727
10922-17	36"-E	10937	50174
10922-18	36"-M	10937	50175
10922-19	36"-E	10937	10726
10922-20	36"-M	10937	10727

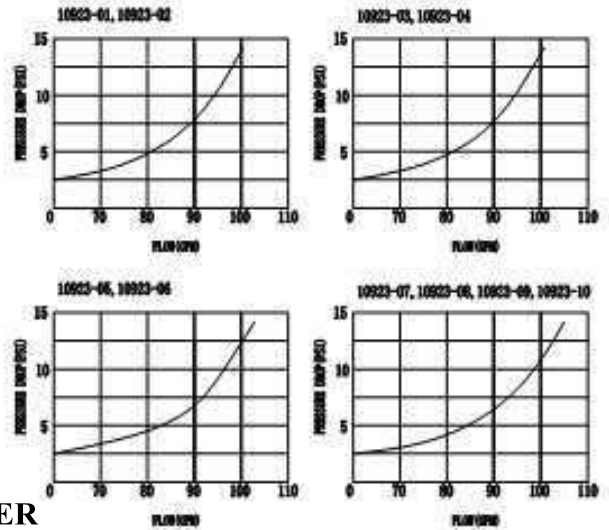




**BOTTOM MOUNT 6 LATERAL ( Φ53 ) DISTRIBUTOR  
(18" ~ 36" TANKS) QUICK CONNECTION  
SLOT: 0.2mm**



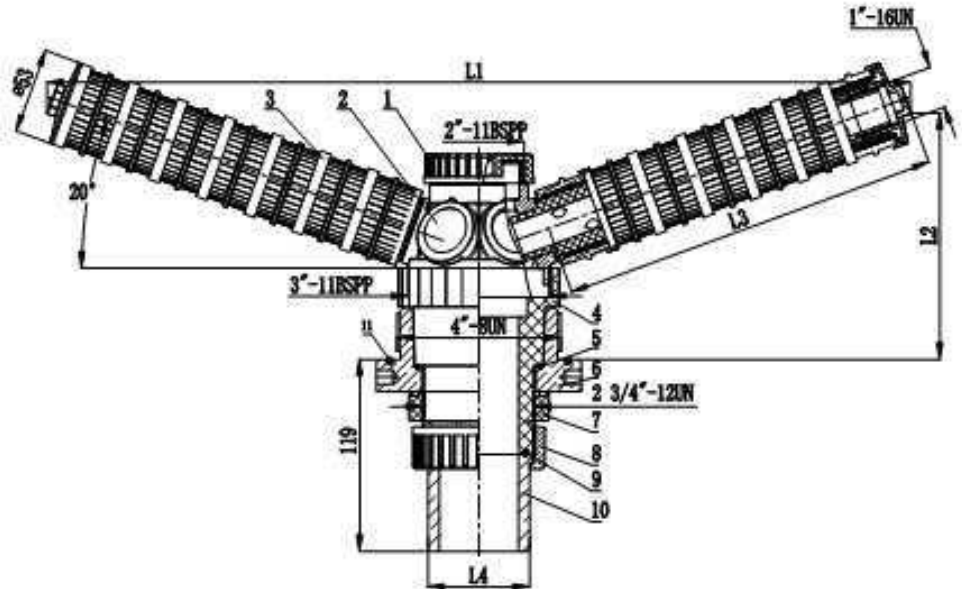
REMARK: 1PST-0.007MPa 1GPM-227L/H



**SEE COMPLETE ASSEMBLY PART NUMBER  
CHART 4 FOR DIFFERENT ASSEMBLY OPTIONS**



**50177**



**CHART 1- COMPONENTS**

ITEM	PART NUMVER	DESCRIPTION	QTY
1	50176	TOP CAP	1
2	50172	HUB	1
3	SEE THE CHART 2	Φ53 LATERAL ASSEMBLY	6
4	50238	TUBE	1
5	10833	O RING	1
6	11017	4" ADAPTER	1
7	50179	NUT	1
8	10715	UNION	1
9	10834	O RING	1
10	SEE THE CHART 3	JOINT	1
11	10229	O RING	1
TOOL	50177	SPLINE	1

**DRAWING 1**



**BOTTOM MOUNT 6 LATERAL ( Φ53 ) DISTRIBUTOR  
(18" ~ 36" TANKS) QUICK CONNECTION  
SLOT: 0.2mm**



CHART 2--Φ53 LATERAL ASSEMBLY PART NUMBERS, ITEM 3 IN DRAWING 1

DESCRIPTION	PART NUMBER	L1(MM)	L2(MM)	L3(MM)	TANK DIAMETER (INCHES/MM)
Φ53 LATERAL ASSEMBLY (143MM)	10924	365	131	143	18"(Φ486MM)
Φ53 LATERAL ASSEMBLY (175MM)	10934	425	142	175	21"(Φ555MM)
Φ53 LATERAL ASSEMBLY (239MM)	10935	545	164	239	24"(Φ624MM)
Φ53 LATERAL ASSEMBLY (303MM)	10936	666	186	303	30"(Φ779MM)
Φ53 LATERAL ASSEMBLY (367MM)	10937	786	208	367	36"(Φ931MM)

CHART 3-JOINT PART NUMBERS, ITEM 10 IN DRAWING 1

DESCRIPTION	PART NUMBER	JOINT DIAMETER	L4(MM)
Φ60.3(ENGLISH) JOINT	10716	2"(2.374"O.D.) (SOCKET FIT)	60.3
Φ63(METRIC) JOINT	10717	63MM O.D. (SOCKET FIT)	63

CHART 4 - COMPLETE ASSEMBLY PART NUMBERS

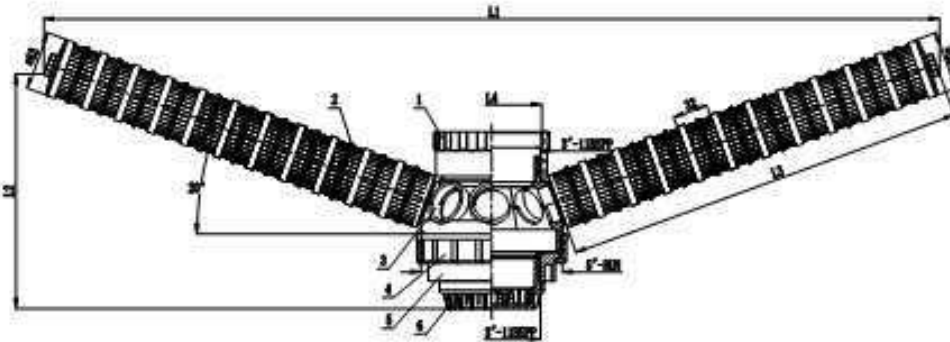
ASSEMBLY PART NUMBER	TANK DIAMETER(INCHES)	Φ53 LATERAL PART NUMBER	JOINT PART NUMBER
10923-01	18"-E	10924	10716
10923-02	18"-M	10924	10717
10923-03	21"-E	10934	10716
10923-04	21"-M	10934	10717
10923-05	24"-E	10935	10716
10923-06	24"-M	10935	10717
10923-07	30"-E	10936	10716
10923-08	30"-M	10936	10717
10923-09	36"-E	10937	10716
10923-10	36"-M	10937	10717



**TOP MOUNT 8 LATERAL (  $\Phi 53$  )DISTRIBUTOR  
(21" ~ 63" TANKS) QUICK CONNECTION  
SLOT: 0.2mm**



**SEE COMPLETE ASSEMBLY PART NUMBER  
CHART 4 FOR DIFFERENT ASSEMBLY OPTIONS**







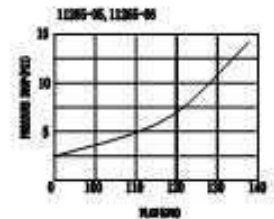
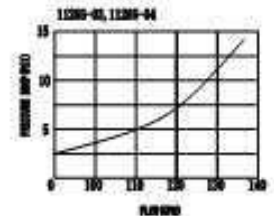

**DRAWING 1**

**CHART 1- COMPONENTS**

ITEM	PART NUMBER	DESCRIPTION	QTY
1	SEE THE CHART 2	ADAPTER	1
2	SEE THE CHART 3	$\Phi 53$ LATERAL ASSY	8
3	50194	HUB	1
4	50197	TOP ADAPTER	1
5	50198	BOTTOM ADAPTER	1
6	50236	BOTTOM CAP	1

**CHART 2-ADAPTER PART NUMBERS, ITEM 1 IN DRAWING 1**

DESCRIPTION	PART NUMBER	CENTRAL PIPE DIAMETER	L4(MM)
$\Phi 88.9$ (ENGLISH) ADAPTER	11069	3"PIPE (3.5"O.D.) (SOCKET FIT)	88.9
$\Phi 90$ (METRIC)ADAPTER	11070	90MM O.D. PIPE (SOCKET FIT)	90



**TOP MOUNT 8 LATERAL ( Φ53 ) DISTRIBUTOR  
(21" ~ 63" TANKS) QUICK CONNECTION  
SLOT: 0.2mm**



CHART 3--Φ53 LATERAL ASSEMBLY PART NUMBERS, ITEM 2 IN DRAWING 1

DESCRIPTION	PART NUMBER	L1(MM)	L2(MM)	L3(MM)	TANK DIAMETER (INCHES/MM)
Φ53 LATERAL ASSEMBLY (175MM)	10934	458	148	175	21"(Φ555MM)
Φ53 LATERAL ASSEMBLY (239MM)	10935	579	170	239	24"(Φ624MM)
Φ53 LATERAL ASSEMBLY (303MM)	10936	699	192	303	30"(Φ779MM)
Φ53 LATERAL ASSEMBLY (367MM)	10937	819	214	367	36"(Φ931MM)
Φ53 LATERAL ASSEMBLY (431MM)	10938	939	236	431	42"(Φ1089MM)
Φ53 LATERAL ASSEMBLY (559MM)	10939	1180	280	559	48"(Φ1233MM)
Φ53 LATERAL ASSEMBLY (687MM)	10940	1420	324	687	63"(Φ1625MM)

CHART 4 - COMPLETE ASSEMBLY PART NUMBERS

ASSEMBLY PART NUMBER	TANK DIAMETER (INCHES)	Φ53 LATERAL PART NUMBER	ADAPTER PART NUMBER
11265-01	21"-E	10934	11069
11265-02	21"-M	10934	11070
11265-03	24"-E	10935	11069
11265-04	24"-M	10935	11070
11265-05	30"-E	10936	11069
11265-06	30"-M	10936	11070
11265-07	36"-E	10937	11069
11265-08	36"-M	10937	11070
11265-09	42"-E	10938	11069
11265-10	42"-M	10938	11070
11265-11	48"-E	10939	11069
11265-12	48"-M	10939	11070
11265-13	63"-E	10940	11069
11265-14	63"-M	10940	11070

FOR 42",48",63" TANKS, THE BOTTOM FLANGE CLOSURE MUST BE ONE OF THE FOLLOWING FOR 6" FLANGE REDUCER CLOSURE KITS 10584, 10585, 10916, 10917.

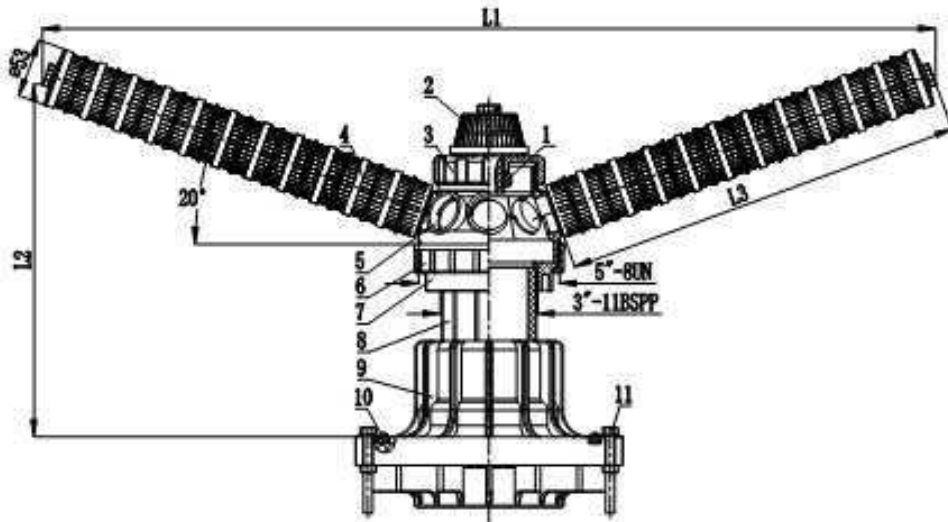
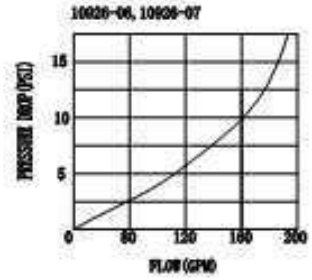
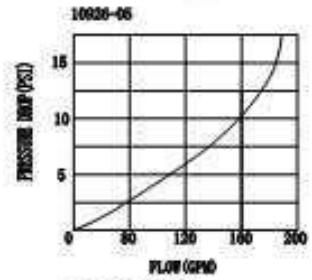
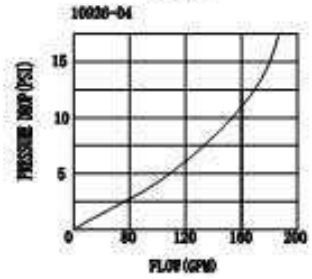
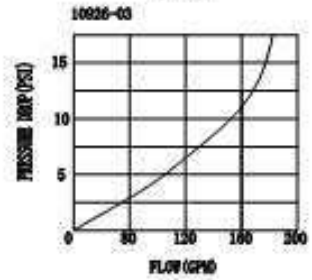
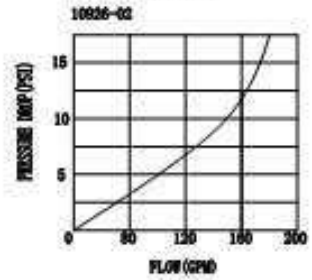
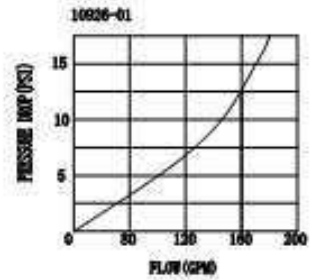


**BOTTOM MOUNT 8 LATERAL ( Φ53 )DISTRIBUTOR  
(21" ~ 63" TANKS) QUICK CONNECTION  
SLOT: 0.2mm**



**SEE COMPLETE ASSEMBLY PART NUMBER  
CHART 3 FOR DIFFERENT ASSEMBLY OPTIONS**

REMARK: 1PSI=0.007MPa, 1GPM=37.7L/H



**DRAWING 1**

**CHART 1- COMPONENTS**

ITEM	PART NUMBER	DESCRIPTION	QTY
1	50195	NUT	1
2	10925	FILTER NOZZLE	1
3	50193	CAP	1
4	SEE THE CHART 2	Φ53 LATERAL ASSEMBLY	8
5	50194	HUB	1
6	50197	TOP ADAPTER	1
7	50198	BOTTOM ADAPTER	1
8	50237	TUBE	1
9	FLANGE KIT SOLD SEPARATELY ,	6"-3"-3"(B)FLANGE	0
10	SEE PAGE 37,38.	O RING	0
11		BOLT KIT	0



**BOTTOM MOUNT 8 LATERAL ( Φ53 ) DISTRIBUTOR  
(21" ~ 63" TANKS) QUICK CONNECTION  
SLOT: 0.2mm**



CHART 2- -Φ53 LATERAL ASSEMBLY PART NUMBERS, ITEM 4 IN DRAWING

DESCRIPTION	PART NUMBER	L1(MM)	L2(MM)	L3(MM)	TANK DIAMETER (INCHES/MM)
Φ53 LATERAL ASSEMBLY (175MM)	10934	458	253	175	21"(Φ555MM)
Φ53 LATERAL ASSEMBLY (239MM)	10935	579	275	239	24"(Φ624MM)
Φ53 LATERAL ASSEMBLY (303MM)	10936	699	297	303	30"(Φ779MM)
Φ53 LATERAL ASSEMBLY (367MM)	10937	819	318	367	36"(Φ931MM)
Φ53 LATERAL ASSEMBLY (431MM)	10938	939	340	431	42"(Φ1089MM)
Φ53 LATERAL ASSEMBLY (559MM)	10939	1180	384	559	48"(Φ1233MM)
Φ53 LATERAL ASSEMBLY (687MM)	10940	1420	428	687	63"(Φ1625MM)

CHART 3 - COMPLETE ASSEMBLY PART NUMBERS

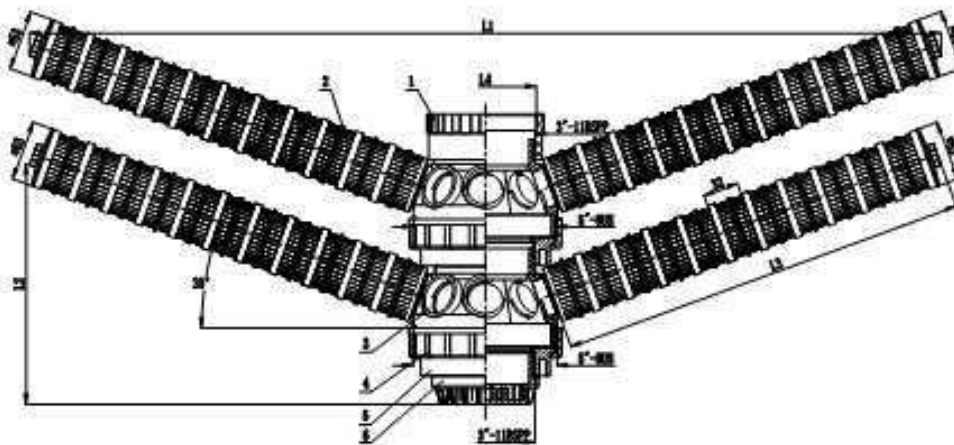
ASSEMBLY PART NUMBER	TANK DIAMETER(INCHES)	Φ53 LATERAL PART NUMBER
10926-01	21"	10934
10926-02	24"	10935
10926-03	30"	10936
10926-04	36"	10937
10926-05	42"	10938
10926-06	48"	10939
10926-07	63"	10940



**TOP MOUNT 16 LATERAL ( Φ53 ) DISTRIBUTOR HIGH FLOW  
(42" ~ 63" TANKS) QUICK CONNECTION  
SLOT: 0.2mm**



**SEE COMPLETE ASSEMBLY PART NUMBER  
CHART 4 FOR DIFFERENT ASSEMBLY OPTIONS**



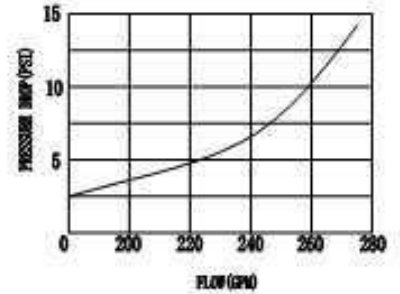
**DRAWING 1**

**CHART 1- COMPONENTS**

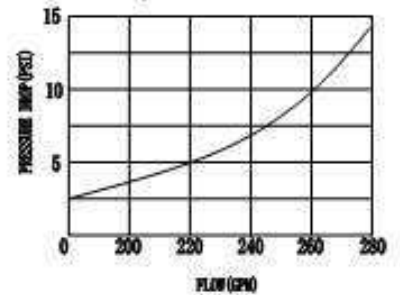
ITEM	PART NUMBER	DESCRIPTION	QTY
1	SEE THE CHART 2	ADAPTER	1
2	SEE THE CHART 3	Φ53 LATERAL ASSEMBLY	16
3	50194	HUB	2
4	50197	TOP ADAPTER	2
5	50198	BOTTOM ADAPTER	2
6	50236	BOTTOM CAP	1

REMARK: 1PSI=0.007MPa, 1GPM=227L/H

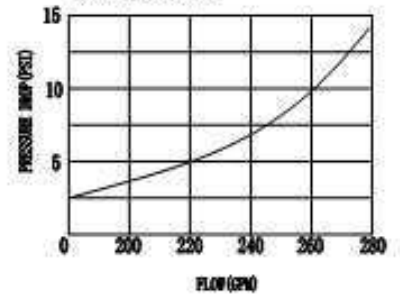
11266-03, 11266-04



11266-05, 11266-06



11266-07, 11266-08



**TOP MOUNT 16 LATERAL ( Φ53 ) DISTRIBUTOR HIGH FLOW  
(42" ~ 63" TANKS) QUICK CONNECTION**

**SLOT: 0.2mm**



CHART 2-ADAPTER PART NUMBERS, ITEM 1 IN DRAWING 1

DESCRIPTION	PART NUMBER	CENTRAL PIPE DIAMETER	L4(MM)
Φ88.9(ENGLISH) ADAPTER	11069	3"PIPE (3.5"O.D.) (SOCKET FIT)	88.9
Φ90(METRIC)ADAPTER	11070	90MM O.D. PIPE (SOCKET FIT)	90

CHART 3- -Φ53 LATERAL ASSEMBLY PART NUMBERS, ITEM 2 IN DRAWING 1

DESCRIPTION	PART NUMBER	L1(MM)	L2(MM)	L3(MM)	TANK DIAMETER (INCHES/MM)
Φ53 LATERAL ASSEMBLY (431MM)	10938	939	236	431	42"(Φ1089MM)
Φ53 LATERAL ASSEMBLY (559MM)	10939	1180	280	559	48"(Φ1233MM)
Φ53 LATERAL ASSEMBLY (687MM)	10940	1420	324	687	63"(Φ1625MM)

CHART 4 - COMPLETE ASSEMBLY PART NUMBERS

ASSEMBLY PART NUMBER	TANK DIAMETER (INCHES)	Φ53 LATERAL PART NUMBER	ADAPTER PART NUMBER
11266-03	42"-E	10938	11069
11266-04	42"-M	10938	11070
11266-05	48"-E	10939	11069
11266-06	48"-M	10939	11070
11266-07	63"-E	10940	11069
11266-08	63"-M	10940	11070

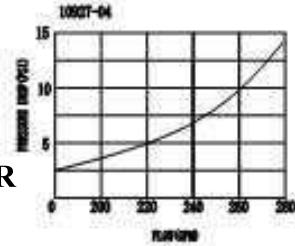


FOR 42",48",63" TANKS, THE BOTTOM FLANGE CLOSURE MUST BE ONE OF THE FOLLOWING FOR 6" FLANGE REDUCER CLOSURE KITS 10584, 10585, 10916, 10917.





# BOTTOM MOUNT 16 LATERAL ( Φ53 ) DISTRIBUTOR HIGH FLOW (42" ~ 63" TANKS) QUICK CONNECTION

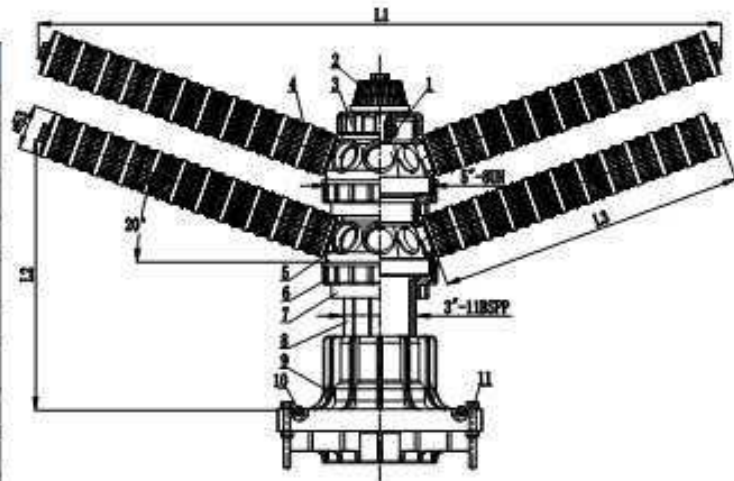
SLOT: 0.2mm



SEE COMPLETE ASSEMBLY PART NUMBER CHART 3 FOR DIFFERENT ASSEMBLY OPTIONS

CHART 1- COMPONENTS

ITEM	PART NUMBER	DESCRIPTION	QTY
1	50195	NUT	1
2	10925	FILTER NOZZLE	1
3	50193	CAP	1
4	SEE THE CHART2	Φ53 LATERAL ASSY	16
5	50194	HUB	2
6	50197	TOP ADAPTER	2
7	50198	BOTTOM ADAPTER	2
8	50237	TUBE	1
9	FLANGE KIT SOLD	6"-3"-3"(B)FLANGE	0
10	SEPARATELY,SEE	O RING	0
11	PAGE 37,38.	BOLT KIT	0



DRAWING 1

CHART 2-Φ53 LATERAL PART NUMBERS, ITEM 4 IN DRAWING 1

DESCRIPTION	PART NUMBER	L1(MM)	L2(MM)	L3(MM)	TANK DIAMETER (INCHES/MM)
Φ53 LATERAL ASSEMBLY (431MM)	10938	939	340	431	42"(Φ1089MM)
Φ53 LATERAL ASSEMBLY (559MM)	10939	1180	384	559	48"(Φ1233MM)
Φ53 LATERAL ASSEMBLY (687MM)	10940	1420	428	687	63"(Φ1625MM)

CHART 3 - COMPLETE ASSEMBLY PART NUMBERS

ASSEMBLY PART NUMBER	TANK DIAMETER(INCHES)	Φ53 LATERAL PART NUMBER
10927-02	42"	10938
10927-03	48"	10939
10927-04	63"	10940



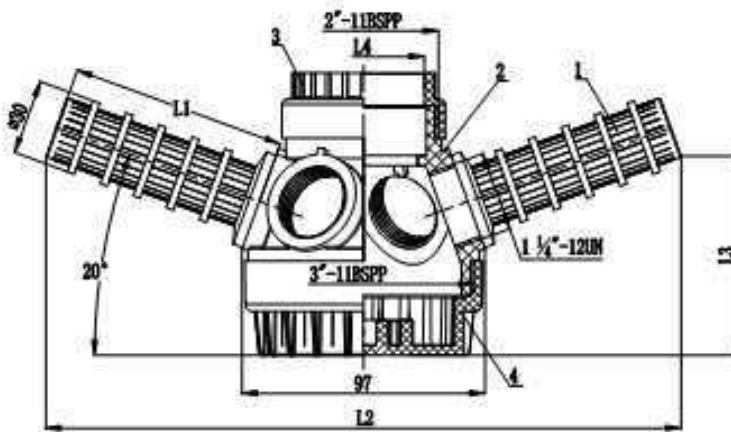
**TOP MOUNT 6 LATERAL ( Φ30 )DISTRIBUTOR  
(12" ~ 21" TANKS) THREAD CONNECTION  
SLOT: 0.2mm**



**SEE COMPLETE ASSEMBLY PART NUMBER CHART 4 FOR DIFFERENT ASSEMBLY OPTIONS**

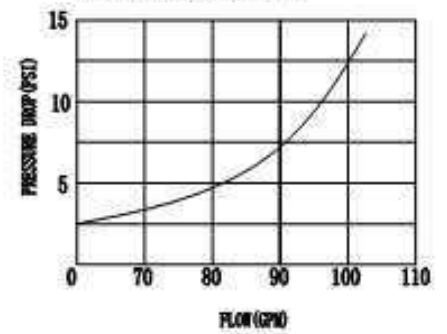


**50177**

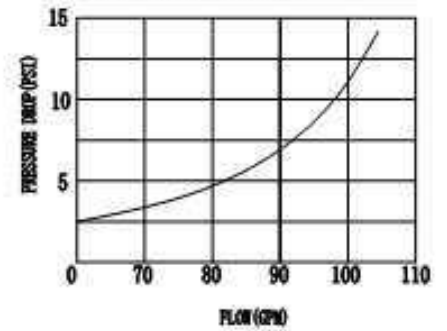


**DRAWING 1**

REMARK: 1PSI=0.007MPa, 1GPM=227L/H  
11350, 11351, 11352, 11353



11354, 11355, 11356, 11357



**CHART 1- COMPONENTS**

ITEM	PART NUMBER	DESCRIPTION	QTY
1	SEE THE CHART 2	Φ30 LATERAL-THREAD	6
2	11058	HUB-THREAD	1
3	SEE THE CHART 3	ADAPTER	1
4	50235	BOTTOM CAP	1
TOOL	50177	SPLINE	1



**TOP MOUNT 6 LATERAL ( Φ30 )DISTRIBUTOR  
(12" ~ 21" TANKS) THREAD CONNECTION  
SLOT: 0.2mm**



CHART 2 -Φ30 LATERAL -THREAD PART NUMBERS , ITEM 1 IN DRAWING 1

DESCRIPTION	PART NUMBER	L1(MM)	L2(MM)	L3(MM)	TANK DIAMETER (INCHES/MM)
Φ30 LATERAL (100MM)- THREAD	50211	100	279	84	12"(Φ310MM)
Φ30 LATERAL (114MM)- THREAD	50212	114	305	89	13" AND 14"(Φ336~Φ363MM)
Φ30 LATERAL (142MM)- THREAD	50213	142	358	98	16"(Φ413MM)
Φ30 LATERAL (184MM)- THREAD	50214	184	437	112	18" AND 21"(Φ486~Φ555MM)

CHART 3 - ADAPTER PART NUMBERS , ITEM 3 IN DRAWING 1

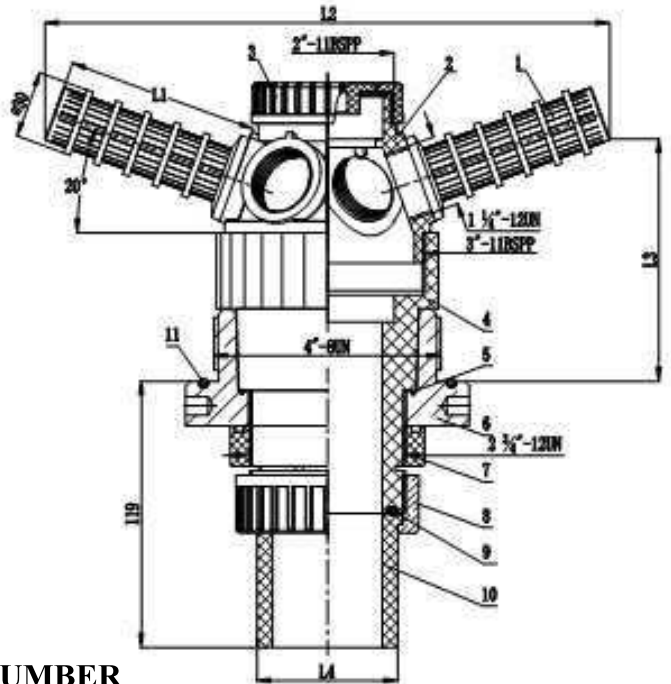
DESCRIPTION	PART NUMBER	CENTRAL PIPE DIAMETER	L4(MM)
Φ48.5(ENGLISH) ADAPTER	50174	1.5" PIPE ( 1.901" O.D. ) (SOCKET FIT)	48.5
Φ50(METRIC)ADAPTER	50175	50 MM O.D. PIPE (SOCKET FIT)	50

CHART 4 - COMPLETE ASSEMBLY PART NUMBERS

ASSEMBLY PART NUMBER	TANK DIAMETER(INCHES)	Φ30 LATERAL- THREAD PART NUMBER	ADAPTER PART NUMBER
11350	12"-E	50211	50174
11351	12"-M	50211	50175
11352	13"/14"-E	50212	50174
11353	13"/14"-M	50212	50175
11534	16"-E	50213	50174
11355	16"-M	50213	50175
11356	18"/21"-E	50214	50174
11357	18"/21"-M	50214	50175



**BOTTOM MOUNT 6 LATERAL ( Φ30 ) DISTRIBUTOR  
(12" ~ 21" TANKS) THREAD CONNECTION  
SLOT: 0.2mm**



**SEE COMPLETE ASSEMBLY PART NUMBER  
CHART 4 FOR DIFFERENT ASSEMBLY OPTIONS**

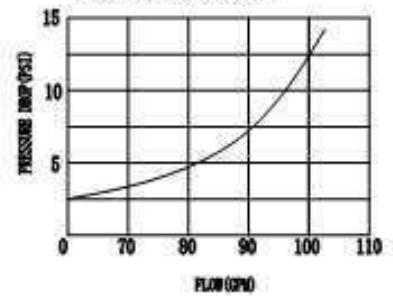
**DRAWING 1**



**50177**

REMARK: 1PSI=0.007MPa, 1GPM=227L/H

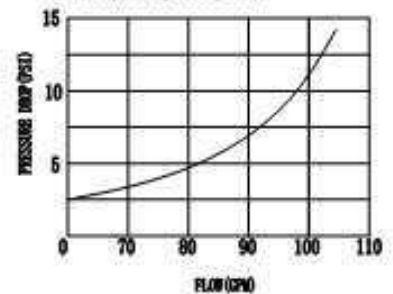
11360, 11361, 11362, 11363



**CHART 1- COMPONENTS**

ITEM	PART NUMBER	DESCRIPTION	QTY
1	SEE THE CHART 2	Φ30 LATERAL-THREAD	6
2	11058	HUB-THREAD	1
3	50176	TOP CAP	1
4	50178	TUBE	1
5	10833	O RING	1
6	11017	4" ADAPTER	1
7	50179	NUT	1
8	10715	UNION	1
9	10834	O RING	1
10	SEE THE CHART 3	JOINT	1
11	10229	O RING	1
TOOL	50177	SPLINE	1

11364, 11365, 11366, 11367



**BOTTOM MOUNT 6 LATERAL ( Φ30 ) DISTRIBUTOR  
(12" ~ 21" TANKS) THREAD CONNECTION  
SLOT: 0.2mm**



CHART 2 -Φ30 LATERAL -THREAD PART NUMBERS , ITEM 1 IN DRAWING 1

DESCRIPTION	PART NUMBER	L1(MM)	L2(MM)	L3(MM)	TANK DIAMETER (INCHES/MM)
Φ30 LATERAL (100MM)- THREAD	50211	100	279	115	12"(Φ310MM)
Φ30 LATERAL (114MM)- THREAD	50212	114	305	120	13" AND 14" (Φ336~Φ363MM)
Φ30 LATERAL (142MM)- THREAD	50213	142	358	129	16"(Φ413MM)
Φ30 LATERAL (184MM)- THREAD	50214	184	437	143	18" AND 21" (Φ486~Φ555MM)

CHART 3 - JOINT PART NUMBERS , ITEM 10 IN DRAWING 1

DESCRIPTION	PART NUMBER	PIPE DIAMETER	L4(MM)
Φ60.3(ENGLISH) JOINT	10716	2" PIPE (2.375" O.D.) (SOCKET FIT)	60.3
Φ63(METRIC) JOINT	10717	63MM O.D. PIPE (SOCKET FIT)	63

CHART 4 - COMPLETE ASSEMBLY PART NUMBERS

ASSEMBLY PART NUMBER	TANK DIAMETER(INCHES)	Φ30 LATERAL-THREAD PART NUMBER	JOINT PART NUMBER
11360	12"-E	50211	10716
11361	12"-M	50211	10717
11362	13"/14"-E	50212	10716
11363	13"/14"-M	50212	10717
11364	16"-E	50213	10716
11365	16"-M	50213	10717
11366	18"/21"-E	50214	10716
11367	18"/21"-M	50214	10717



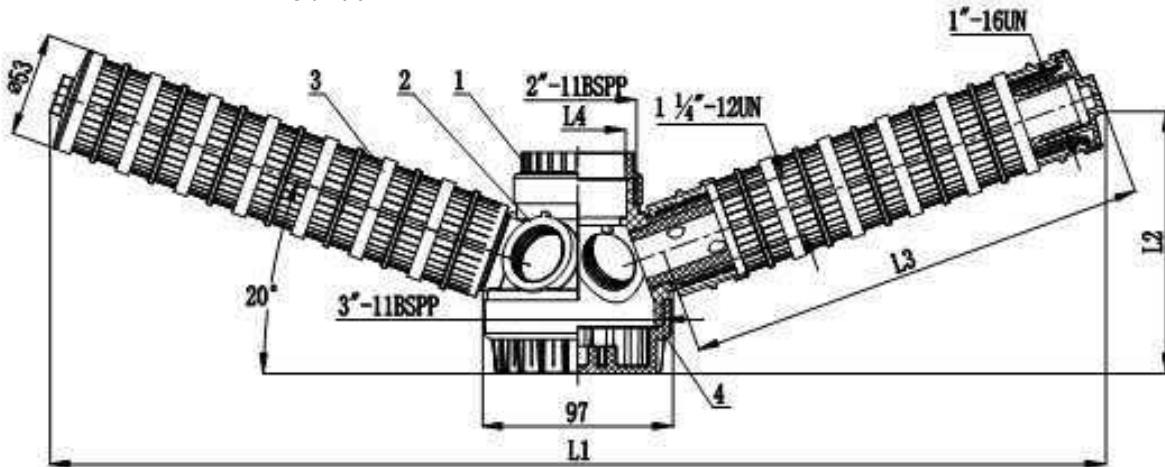
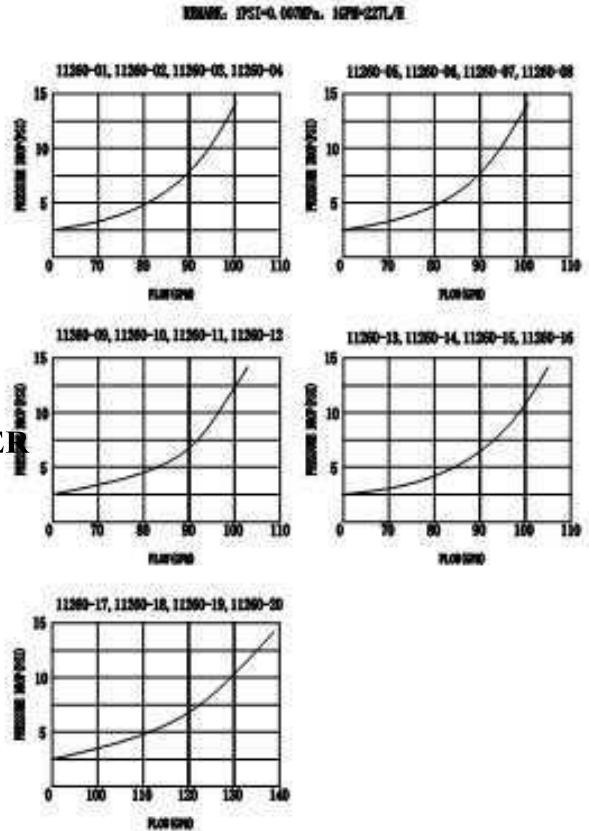
**TOP MOUNT 6 LATERAL (  $\Phi 53$  ) DISTRIBUTOR  
(18" ~ 36" TANKS) THREAD CONNECTION  
SLOT: 0.2mm**



SEE COMPLETE ASSEMBLY PART NUMBER CHART 4 FOR DIFFERENT ASSEMBLY OPTIONS



50177



DRAWING 1

CHART 1- COMPONENTS

ITEM	PART NUMBER	DESCRIPTION	QTY
1	SEE THE CHART 3	ADAPTER	1
2	11058	HUB-THREAD	1
3	SEE THE CHART 2	$\Phi 53$ LATERAL ASSEMBLY-THREAD	6
4	50235	BOTTOM CAP	1
TOOL	50177	SPLINE	1



# TOP MOUNT 6 LATERAL ( Φ53 ) DISTRIBUTOR (18" ~ 36" TANKS) THREAD CONNECTION

**SLOT: 0.2mm**

CHART 2--Φ53 LATERAL ASSEMBLY-THREAD PART NUMBERS, ITEM 3 IN DRAWING 1

DESCRIPTION	PART NUMBER	L1(MM)	L2(MM)	L3(MM)	TANK DIAMETER (INCHES/MM)
Φ53 LATERAL ASSEMBLY (143MM) -THREAD	11252	365	103	143	18"(Φ486MM)
Φ53 LATERAL ASSEMBLY (175MM) -THREAD	11253	425	114	175	21"(Φ555MM)
Φ53 LATERAL ASSEMBLY (239MM) -THREAD	11254	545	136	239	24"(Φ624MM)
Φ53 LATERAL ASSEMBLY (303MM) -THREAD	11255	666	158	303	30"(Φ779MM)
Φ53 LATERAL ASSEMBLY (367MM) -THREAD	11256	786	180	367	36"(Φ931MM)

CHART 3-ADAPTER PART NUMBERS, ITEM 1 IN DRAWING 1

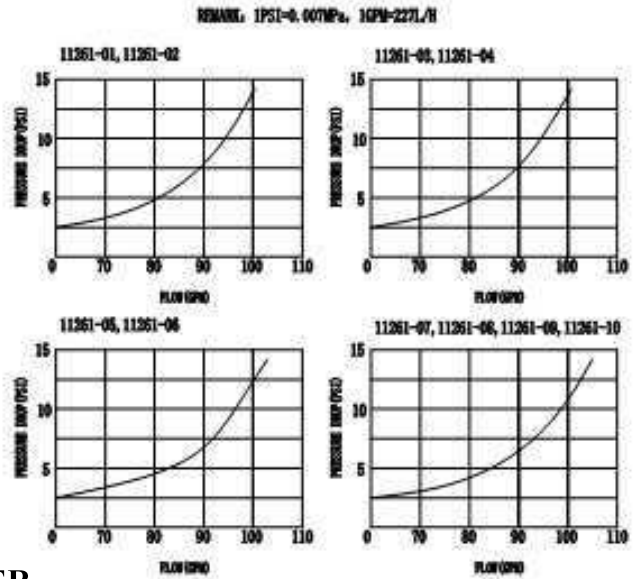
DESCRIPTION	PART NUMBER	CENTRAL PIPE DIAMETER	L4(MM)
Φ48.5(ENGLISH) ADAPTER	50174	1.5"PIPE (1.901"O.D.) (SOCKET FIT)	48.5
Φ50(METRIC)ADAPTER	50175	50MM O.D. PIPE (SOCKET FIT)	50
Φ60.3(ENGLISH) ADAPTER	10726	2"PIPE (2.374"O.D.) (SOCKET FIT)	60.3
Φ63(METRIC) ADAPTER	10727	63MM O.D. PIPE (SOCKET FIT)	63

CHART 4 - COMPLETE ASSEMBLY PART NUMBERS

ASSEMBLY PART NUMBER	TANK DIAMETER(INCHES)	Φ53 LATERAL ASSEMBLY-THREAD PART NUMBER	ADAPTER PART NUMBER
11260-01	18"-E	11252	50174
11260-02	18"-M	11252	50175
11260-03	18"-E	11252	10726
11260-04	18"-M	11252	10727
11260-05	21"-E	11253	50174
11260-06	21"-M	11253	50175
11260-07	21"-E	11253	10726
11260-08	21"-M	11253	10727
11260-09	24"-E	11254	50174
11260-10	24"-M	11254	50175
11260-11	24"-E	11254	10726
11260-12	24"-M	11254	10727
11260-13	30"-E	11255	50174
11260-14	30"-M	11255	50175
11260-15	30"-E	11255	10726
11260-16	30"-M	11256	10727
11260-17	36"-E	11256	50174
11260-18	36"-M	11256	50175
11260-19	36"-E	11256	10726
11260-20	36"-M	11256	10727



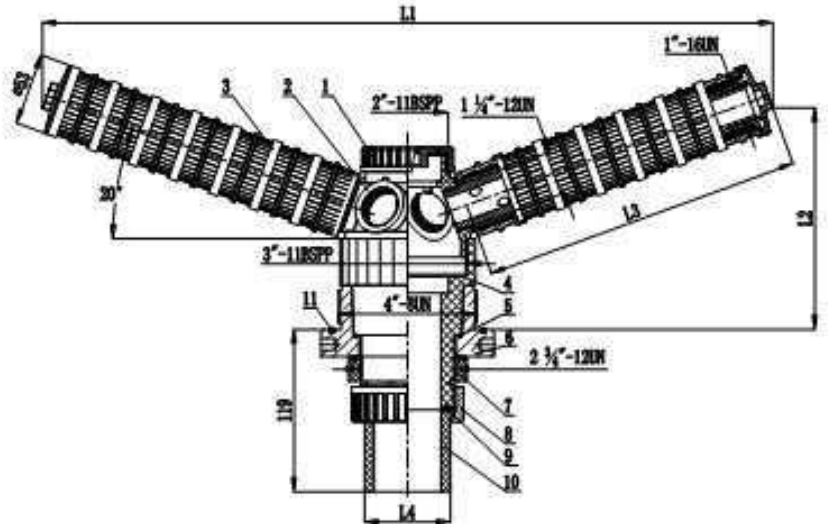
**BOTTOM MOUNT 6 LATERAL ( Φ53 ) DISTRIBUTOR  
(18" ~ 36" TANKS) THREAD CONNECTION  
SLOT: 0.2mm**



**SEE COMPLETE ASSEMBLY PART NUMBER  
CHART 4 FOR DIFFERENT ASSEMBLY OPTIONS**



**50177**



**CHART 1- COMPONENTS**

ITEM	PART NUMVER	DESCRIPTION	QTY
1	50176	TOP CAP	1
2	11058	HUB-THREAD	1
3	SEE THE CHART 2	Φ53 LATERAL ASSEMBLY-THREAD	6
4	50238	TUBE	1
5	10833	O RING	1
6	11017	4" ADAPTER	1
7	50179	NUT	1
8	10715	UNION	1
9	10834	O RING	1
10	SEE THE CHART 3	JOINT	1
11	10229	O RING	1
TOOL	50177	SPLINE	1

**DRAWING 1**





**BOTTOM MOUNT 6 LATERAL ( Φ53 )DISTRIBUTOR  
(18" ~ 36" TANKS) THREAD CONNECTION  
SLOT: 0.2mm**



CHART 2--Φ53 LATERAL ASSEMBLY- THREAD PART NUMBERS, ITEM 3 IN DRAWING 1

DESCRIPTION	PART NUMBER	L1(MM)	L2(MM)	L3(MM)	TANK DIAMETER (INCHES/MM)
Φ53 LATERAL ASSEMBLY (143MM) - THREAD	11252	365	131	143	18"(Φ486MM)
Φ53 LATERAL ASSEMBLY (175MM) - THREAD	11253	425	142	175	21"(Φ555MM)
Φ53 LATERAL ASSEMBLY (239MM) - THREAD	11254	545	164	239	24"(Φ624MM)
Φ53 LATERAL ASSEMBLY (303MM) - THREAD	11255	666	186	303	30"(Φ779MM)
Φ53 LATERAL ASSEMBLY (367MM) - THREAD	11256	786	208	367	36"(Φ931MM)

CHART 3-JOINT PART NUMBERS, ITEM 10 IN DRAWING 1

DESCRIPTION	PART NUMBER	JOINT DIAMETER	L4(MM)
Φ60.3(ENGLISH) JOINT	10716	2"(2.374"O.D.) (SOCKET FIT)	60.3
Φ63(METRIC) JOINT	10717	63MM O.D. (SOCKET FIT)	63

CHART 4 - COMPLETE ASSEMBLY PART NUMBERS

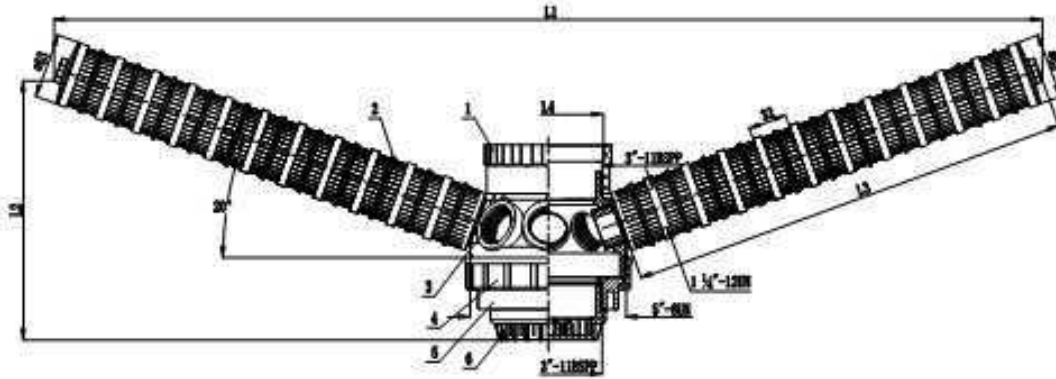
ASSEMBLY PART NUMBER	TANK DIAMETER(INCHES)	Φ53 LATERAL PART NUMBER	JOINT PART NUMBER
11261-01	18"-E	11252	10716
11261-02	18"-M	11252	10717
11261-03	21"-E	11253	10716
11261-04	21"-M	11253	10717
11261-05	24"-E	11254	10716
11261-06	24"-M	11254	10717
11261-07	30"-E	11255	10716
11261-08	30"-M	11255	10717
11261-09	36"-E	11256	10716
11261-10	36"-M	11256	10717



**TOP MOUNT 8 LATERAL ( Φ53 ) DISTRIBUTOR  
(21" ~ 63" TANKS) THREAD CONNECTION  
SLOT: 0.2mm**



**SEE COMPLETE ASSEMBLY PART NUMBER  
CHART 4 FOR DIFFERENT ASSEMBLY OPTIONS**



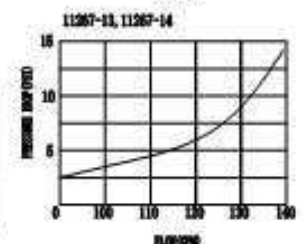
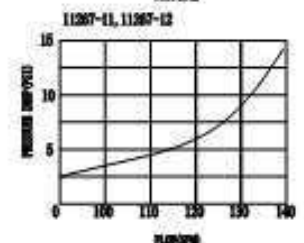
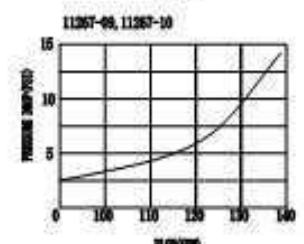
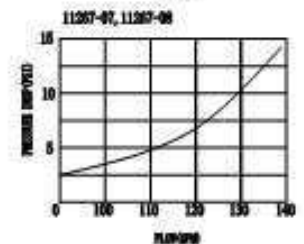
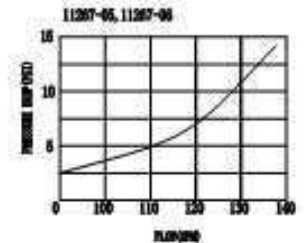
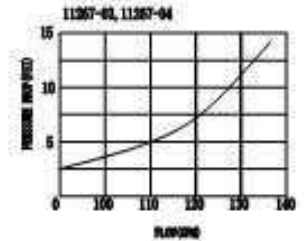

**DRAWING 1**

**CHART 1- COMPONENTS**

ITEM	PART NUMBER	DESCRIPTION	QTY
1	SEE THE CHART 2	ADAPTER	1
2	SEE THE CHART 3	Φ53 LATERAL ASSY- THREAD	8
3	11059	HUB-THREAD	1
4	50197	TOP ADAPTER	1
5	50198	BOTTOM ADAPTER	1
6	50236	BOTTOM CAP	1

**CHART 2-ADAPTER PART NUMBERS, ITEM 1 IN DRAWING 1**

DESCRIPTION	PART NUMBER	CENTRAL PIPE DIAMETER	L4(MM)
Φ88.9(ENGLISH) ADAPTER	11069	3"PIPE (3.5"O.D.) (SOCKET FIT)	88.9
Φ90(METRIC)ADAPTER	11070	90MM O.D. PIPE (SOCKET FIT)	90



**TOP MOUNT 8 LATERAL ( Φ53 ) DISTRIBUTOR  
(21" ~ 63" TANKS) THREAD CONNECTION  
SLOT: 0.2mm**



CHART 3- -Φ53 LATERAL ASSEMBLY PART NUMBERS, ITEM 2 IN DRAWING 1

DESCRIPTION	PART NUMBER	L1 (MM)	L2 (MM)	L3 (MM)	TANK DIAMETER (INCHES/MM)
Φ53 LATERAL ASSEMBLY (175MM) - THREAD	11253	458	148	175	21"(Φ555MM)
Φ53 LATERAL ASSEMBLY (239MM) - THREAD	11254	579	170	239	24"(Φ624MM)
Φ53 LATERAL ASSEMBLY (303MM) - THREAD	11255	699	192	303	30"(Φ779MM)
Φ53 LATERAL ASSEMBLY (367MM) - THREAD	11256	819	214	367	36"(Φ931MM)
Φ53 LATERAL ASSEMBLY (431MM) - THREAD	11257	939	236	431	42"(Φ1089MM)
Φ53 LATERAL ASSEMBLY (559MM) -THREAD	11258	1180	280	559	48"(Φ1233MM)
Φ53 LATERAL ASSEMBLY (687MM) -THREAD	11259	1420	324	687	63"(Φ1625MM)

CHART 4 - COMPLETE ASSEMBLY PART NUMBERS

ASSEMBLY PART NUMBER	TANK DIAMETER (INCHES)	Φ53 LATERAL PART NUMBER	ADAPTER PART NUMBER
11267-01	21"-E	11253	11069
11267-02	21"-M	11253	11070
11267-03	24"-E	11254	11069
11267-04	24"-M	11254	11070
11267-05	30"-E	11255	11069
11267-06	30"-M	11255	11070
11267-07	36"-E	11256	11069
11267-08	36"-M	11256	11070
11267-09	42"-E	11257	11069
11267-10	42"-M	11257	11070
11267-11	48"-E	11258	11069
11267-12	48"-M	11258	11070
11267-13	63"-E	11259	11069
11267-14	63"-M	11259	11070

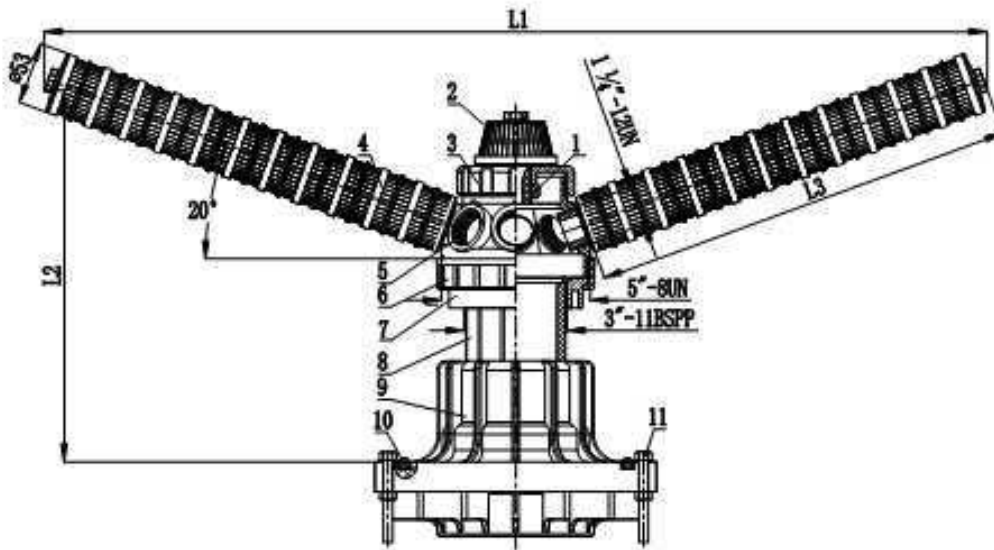
FOR 42",48",63" TANKS, THE BOTTOM FLANGE CLOSURE MUST BE ONE OF THE FOLLOWING FOR 6" FLANGE REDUCER CLOSURE KITS 10584, 10585, 10916, 10917.



**BOTTOM MOUNT 8 LATERAL ( Φ53 ) DISTRIBUTOR  
(21" ~ 63" TANKS) THREAD CONNECTION  
SLOT: 0.2mm**



SEE COMPLETE ASSEMBLY PART NUMBER CHART 3 FOR DIFFERENT ASSEMBLY OPTIONS

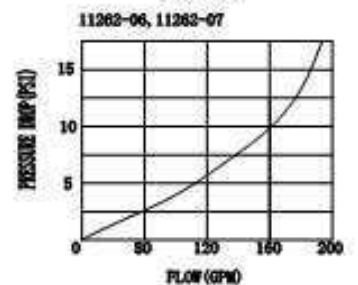
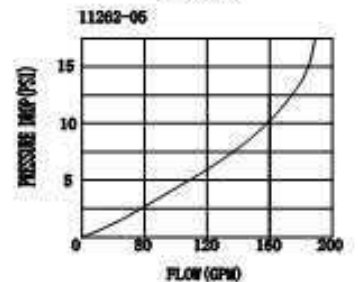
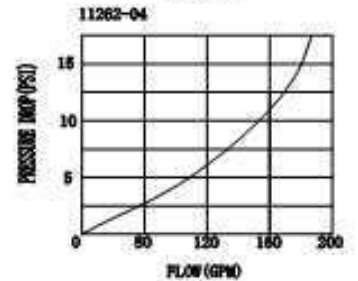
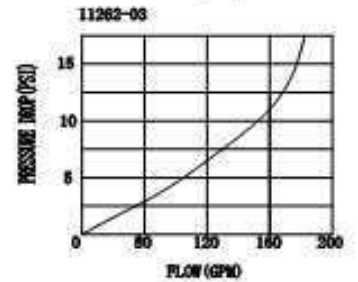
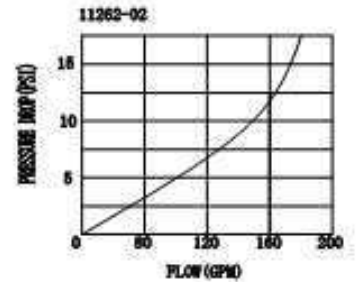
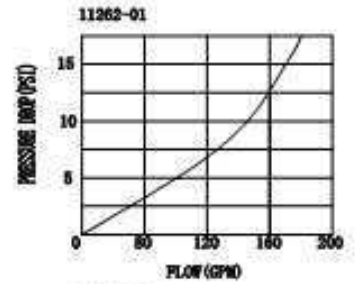


**DRAWING 1**

CHART 1- COMPONENTS

ITEM	PART NUMBER	DESCRIPTION	QTY
1	50195	NUT	1
2	10925	FILTER NOZZLE	1
3	50193	CAP	1
4	SEE THE CHART 2	Φ53 LATERAL ASSEMBLY - THREAD	8
5	11059	HUB-THREAD	1
6	50197	TOP ADAPTER	1
7	50198	BOTTOM ADAPTER	1
8	50237	TUBE	1
9	FLANGE KIT SOLD SEPARATELY ,	6"-3"-3"(B)FLANGE	0
10	SEE PAGE 37,38.	O RING	0
11		BOLT KIT	0

REMARK: 1PSI=0.007MPa, 1GPM=227L/H



**BOTTOM MOUNT 8 LATERAL ( Φ53 ) DISTRIBUTOR  
(21" ~ 63" TANKS) THREAD CONNECTION  
SLOT: 0.2mm**



CHART 2- -Φ53 LATERAL ASSEMBLY - THREAD PART NUMBERS, ITEM 4 IN DRAWING 1

DESCRIPTION	PART NUMBER	L1(MM)	L2(MM)	L3(MM)	TANK DIAMETER (INCHES/MM)
Φ53 LATERAL ASSEMBLY (175MM) - THREAD	11253	458	253	175	21"(Φ555MM)
Φ53 LATERAL ASSEMBLY (239MM) - THREAD	11254	579	275	239	24"(Φ624MM)
Φ53 LATERAL ASSEMBLY (303MM) - THREAD	11255	699	297	303	30"(Φ779MM)
Φ53 LATERAL ASSEMBLY (367MM) - THREAD	11256	819	318	367	36"(Φ931MM)
Φ53 LATERAL ASSEMBLY (431MM) - THREAD	11257	939	340	431	42"(Φ1089MM)
Φ53 LATERAL ASSEMBLY (559MM) - THREAD	11258	1180	384	559	48"(Φ1233MM)
Φ53 LATERAL ASSEMBLY (687MM) - THREAD	11259	1420	428	687	63"(Φ1625MM)

CHART 3 - COMPLETE ASSEMBLY PART NUMBERS

ASSEMBLY PART NUMBER	TANK DIAMETER(INCHES)	Φ53 LATERAL - THREAD PART NUMBER
11262-01	21"	11253
11262--02	24"	11254
11262--03	30"	11255
11262--04	36"	11256
11262--05	42"	11257
11262--06	48"	11258
11262--07	63"	11259



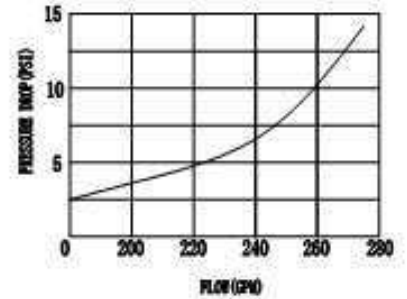
**TOP MOUNT 16 LATERAL ( Φ53 ) DISTRIBUTOR HIGH FLOW  
(42" ~ 63" TANKS) THREAD CONNECTION  
SLOT: 0.2mm**



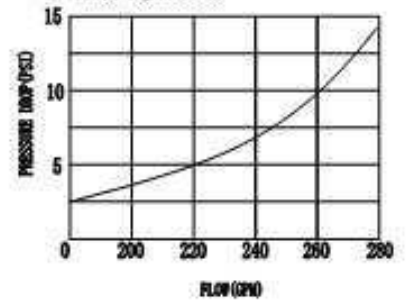
**SEE COMPLETE ASSEMBLY PART NUMBER  
CHART 4 FOR DIFFERENT ASSEMBLY OPTIONS**

REMARK: 1PSI=0.007MPa, 1GPM=227L/H

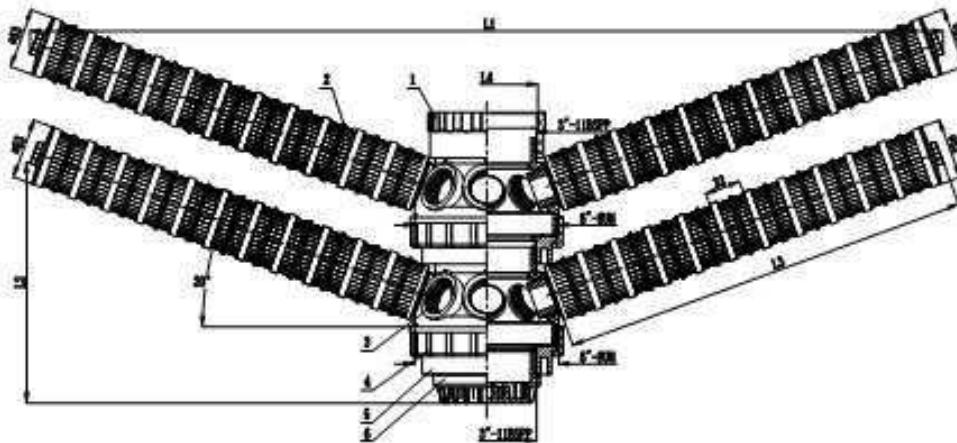
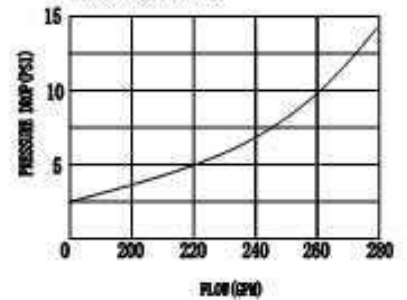
11268-03, 11268-04



11268-05, 11268-06



11268-07, 11268-08



**DRAWING 1**

**CHART 1- COMPONENTS**

ITEM	PART NUMBER	DESCRIPTION	QTY
1	SEE THE CHART 2	ADAPTER	1
2	SEE THE CHART 3	Φ53 LATERAL ASSY- THREAD	16
3	11059	HUB-THREAD	2
4	50197	TOP ADAPTER	2
5	50198	BOTTOM ADAPTER	2
6	50236	BOTTOM CAP	1



# TOP MOUNT 16 LATERAL ( Φ53 ) DISTRIBUTOR HIGH FLOW (42" ~ 63" TANKS) THREAD CONNECTION

SLOT: 0.2mm



CHART 2-ADAPTER PART NUMBERS, ITEM 1 IN DRAWING 1

DESCRIPTION	PART NUMBER	CENTRAL PIPE DIAMETER	L4(MM)
Φ88.9(ENGLISH) ADAPTER	11069	3"PIPE (3.5"O.D.) (SOCKET FIT)	88.9
Φ90(METRIC)ADAPTER	11070	90MM O.D. PIPE (SOCKET FIT)	90

CHART 3- -Φ53 LATERAL ASSEMBLY PART NUMBERS, ITEM 2 IN DRAWING 1

DESCRIPTION	PART NUMBER	L1 (MM)	L2 (MM)	L3 (MM)	TANK DIAMETER (INCHES/MM)
Φ53 LATERAL ASSEMBLY (431MM) - THREAD	11257	939	236	431	42"(Φ1089MM)
Φ53 LATERAL ASSEMBLY (559MM) - THREAD	11258	1180	280	559	48"(Φ1233MM)
Φ53 LATERAL ASSEMBLY (687MM) - THREAD	11259	1420	324	687	63"(Φ1625MM)

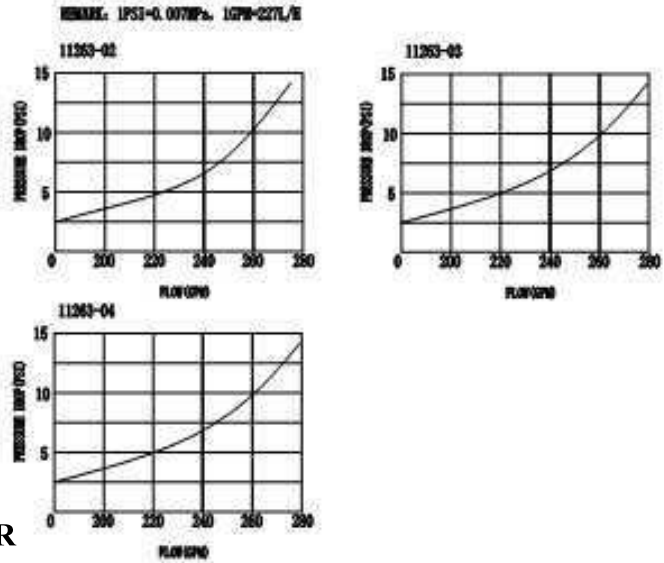
CHART 4 - COMPLETE ASSEMBLY PART NUMBERS

ASSEMBLY PART NUMBER	TANK DIAMETER (INCHES)	Φ53 LATERAL PART NUMBER	ADAPTER PART NUMBER
11268-03	42"-E	11257	11069
11268-04	42"-M	11257	11070
11268-05	48"-E	11258	11069
11268-06	48"-M	11258	11070
11268-07	63"-E	11259	11069
11268-08	63"-M	11259	11070

FOR 42",48",63" TANKS, THE BOTTOM FLANGE CLOSURE MUST BE ONE OF THE FOLLOWING FOR 6" FLANGE REDUCER CLOSURE KITS 10584, 10585, 10916, 10917.



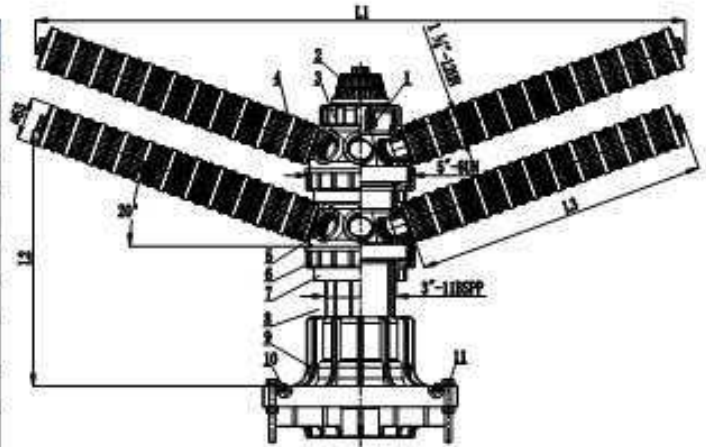
**BOTTOM MOUNT 16 LATERAL ( Φ53 ) DISTRIBUTOR HIGH FLOW  
(42" ~ 63" TANKS) THREAD CONNECTION  
SLOT: 0.2mm**



**SEE COMPLETE ASSEMBLY PART NUMBER CHART 3 FOR DIFFERENT ASSEMBLY OPTIONS**

CHART 1- COMPONENTS

ITEM	PART NUMBER	DESCRIPTION	QTY
1	50195	NUT	1
2	10925	FILTER NOZZLE	1
3	50193	CAP	1
4	SEE THE CHART2	Φ53 LATERAL-THREAD	16
5	11059	HUB - THREAD	2
6	50197	TOP ADAPTER	2
7	50198	BOTTOM ADAPTER	2
8	50237	TUBE	1
9	FLANGE KIT SOLD	6"-3"-3"(B)FLANGE	0
10	SEPARATELY ,SEE	O RING	0
11	PAGE 37,38	BOLT KIT	0



**DRAWING 1**

CHART 2--Φ53 LATERAL - THREAD PART NUMBERS, ITEM 4 IN DRAWING 1

DESCRIPTION	PART NUMBER	L1(MM)	L2(MM)	L3(MM)	TANK DIAMETER (INCHES/MM)
Φ53 LATERAL ASSEMBLY (431MM) - THREAD	11257	939	340	431	42"(Φ1089MM)
Φ53 LATERAL ASSEMBLY (559MM) - THREAD	11258	1180	384	559	48"(Φ1233MM)
Φ53 LATERAL ASSEMBLY (687MM) - THREAD	11259	1420	428	687	63"(Φ1625MM)

CHART 3 - COMPLETE ASSEMBLY PART NUMBERS

ASSEMBLY PART NUMBER	TANK DIAMETER(INCHES)	Φ53 LATERAL - THREAD PART NUMBER
11263-02	42"	11257
11263-03	48"	11258
11263-04	63"	11259

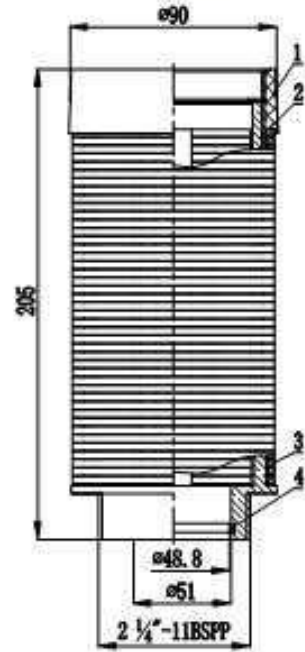




# TOP MOUNT 1.5" DIFFUSER DISTRIBUTOR

(12" ~ 36" TANKS)

SLOT: 0.2mm



**DRAWING 1**

REMARK: 1PSI=0.007MPa, 1GPM=227L/H

**SEE COMPLETE ASSEMBLY PART NUMBER CHART 3**

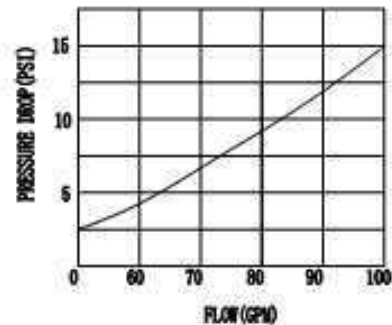


CHART 1- COMPONENTS

ITEM	PART NUMBER	DESCRIPTION	QTY	TANK DIAMETER (INCHES/MM)
1	50184	BASE	1	12"~36"(ø310~ø931MM)
2	50181	SHELF	1	
3	50182	SLICE	45	
4	50185	ADAPTER RING	1	WITH 1.5"PIPE (1.901" O.D.) ONLY

CHART 2- RISER PIPE DESCRIPTION

DESCRIPTION	PIPE DIAMETER
WITH 50185 ADAPTER RING	1.5" (1.901" O.D.) RISER PIPE
WITHOUT 50185 ADAPTER RING	50MM O.D. RISER PIPE

CHART 3- COMPLETE ASSEMBLY PART NUMBER

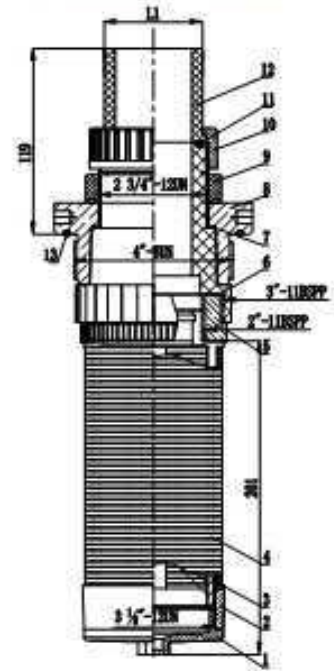
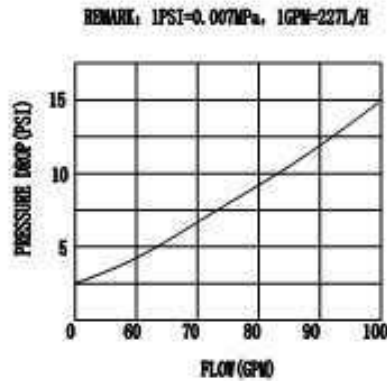
PART NUMBER	TANK DIAMETER(INCHES)	PIPE DIAMETER
10933	12"~36"	1.5" (1.901" O.D.) RISER PIPE
11251	12"~36"	50MM O.D. RISER PIPE



# BOTTOM MOUNT 2" DIFFUSER DISTRIBUTOR

(12" ~ 36" TANKS)

SLOT: 0.2mm



DRAWING 1

SEE COMPLETE ASSEMBLY PART NUMBER CHART 3 FOR DIFFERENT ASSEMBLY OPTIONS

CHART 1- COMPONENTS

ITEM	PART NUMBER	DESCRIPTION	QTY	TANK DIAMETER (INCHES/MM)
1	50183	CAP	1	12"~36"(Φ310~Φ931MM)
2	50184	BASE	1	
3	50181	SHELF	1	
4	50182	SLICE	45	
5	10728	ADAPTER	1	
6	50178	TUBE	1	
7	10833	O RING	1	
8	11017	4" ADAPTER	1	
9	50179	NUT	1	
10	10715	UNION	1	
11	10834	O RING	1	
12	SEE THE CHART 2	JOINT	1	
13	10229	O RING	1	

CHART 2-JOINT PART NUMBERS, ITEM 12 IN DRAWING 1

DESCRIPTION	PART NUMBER	JOINT DIAMETER	L1(MM)
Φ60.3(ENGLISH) JOINT	10716	2"(2.374"O.D.)	60.3
Φ63(METRIC) JOINT	10717	63MM O.D.	63

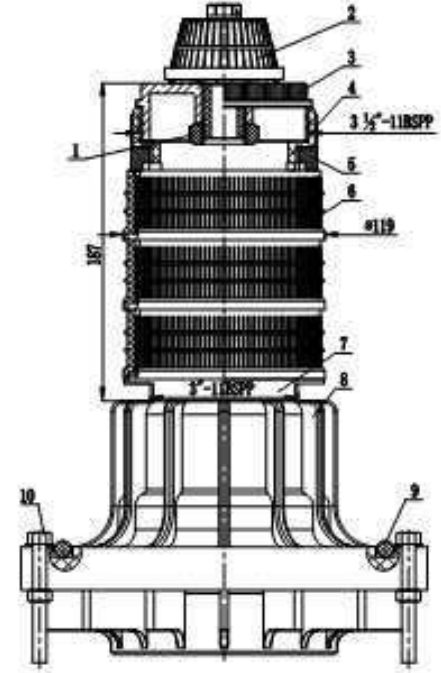
CHART 3- COMPLETE ASSEMBLY PART NUMBERS

ASSEMBLY PART NUMBER	TANK DIAMETER(INCHES)	JOINT PART NUMBER
10932	12"~36"	10716
11250	12"~36"	10717



**TOP MOUNT (3")DIFFUSER DISTRIBUTOR  
HIGH FLOW (42" ~ 63" TANKS)**

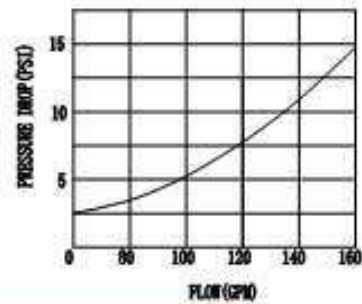
**SLOT: 0.2mm**



**DRAWING 1**

**SEE COMPLETE ASSEMBLY PART  
NUMBER CHART 2**

REMARK: 1PSI=0.007MPa, 1GPM=227L/H



**CHART 1- COMPONENTS**

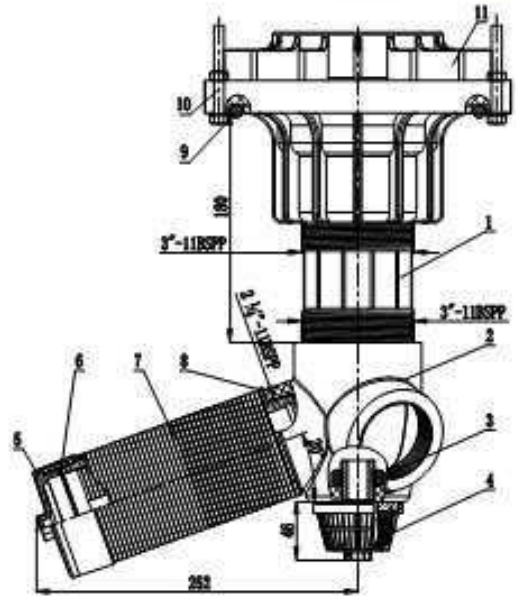
ITEM	PART NUMBER	DESCRIPTION	QTY	TANK DIAMETER (INCHES/MM)
1	50195	NUT	1	42"~63"(Φ1089~ Φ1625MM)
2	10925	FILTER NOZZLE	1	
3	50188	DIFFUSER CAP	1	
4	10729	ADAPTER	1	
5	50189	ADAPTER RING	1	
6	50187	BASKET	3	
7	50186	BASE	1	
8	FLANGE KIT SOLD	6"-3"-3"(B)FLANGE	0	
9	SEPARATELY ,SEE	O RING	0	
10	PAGE 37,38	BOLT KIT	0	

**CHART 2 - COMPLETE ASSEMBLY PART NUMBER**

ASSEMBLY PART NUMBER	TANK DIAMETER(INCHES)
10928	42"~63"

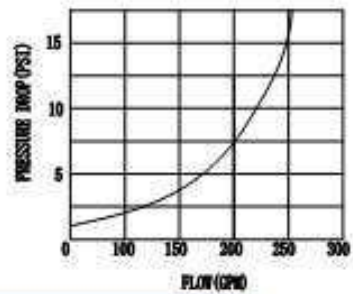


**TOP MOUNT (3 DIFFUSER) DISTRIBUTOR  
HIGH FLOW (42" ~ 63" TANKS)  
SLOT: 0.2mm**



**DRAWING 1**

REMARK: 1PSI=0.007MPa, 1GPM=3.78L/H



**SEE COMPLETE ASSEMBLY PART  
NUMBER CHART 2**

**CHART 1- COMPONENTS**

ITEM	PART NUMBER	DESCRIPTION	QTY	TANK DIAMETER (INCHES/MM)
1	50196	TUBE	1	42"~63"(Φ1089~Φ1625MM)
2	50199	HUB	1	
3	50195	NUT	1	
4	10925	FILTER NOZZLE	1	
5	50183	CAP	3	
6	50184	BASE	3	
7	50182	SLICE	135	
8	50181	SHELF	3	
9	FLANGE KIT SOLD SEPARATELY ,SEE PAGE 37,38	O RING	0	
10		BOLT KIT	0	
11		6"-3"-3" (B) FLANGE	0	

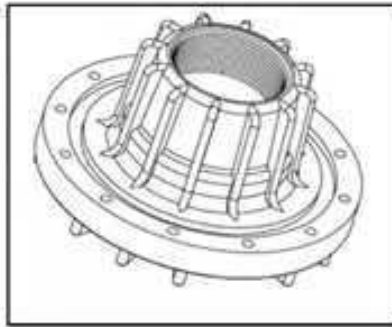
**CHART 2 - COMPLETE ASSEMBLY PART NUMBER**

ASSEMBLY PART NUMBER	TANK DIAMETER(INCHES)
10929	42"~63"





## 6" Flange Reducer Adapters Kits



DESCRIPTION	PART NUMBER
6" FLG?3"NPT?3"NPT(10222-1) c/w o-ring seal (P/N 10228) and English bolt kit (P/N 20151)	10322
6" FLG?3"BSP?3"BSP(10222-2) c/w o-ring seal (P/N 10228) and English bolt kit (P/N 20151)	10323*
6" FLG?3"NPT?3"BSP(11300) c/w o-ring seal (P/N 10228) and English bolt kit (P/N 20151)	11299*
6"FLG?4"UN?3"NPT(10223-1) c/w o-ring seals (P/N 10228),(P/N 10177) and English bolt kit (P/N 20151)	10324
6"FLG?4"UN?3"BSP(10223-2) c/w o-ring seals (P/N 10228),(P/N 10177) and English bolt kit (P/N 20151)	10325*
6" FLG?3"NPT?3"NPT(10222-1) c/w o-ring seal (P/N 10228) and Metric bolt kit (P/N 20150)	10336
6" FLG?3"BSP?3"BSP(10222-2) c/w o-ring seal (P/N 10228) and Metric bolt kit (P/N 20150)	10337*
6" FLG?3"NPT?3"BSP(11300) c/w o-ring seal (P/N 10228) and Metric bolt kit (P/N 20150)	11298*
6"FLG?4"UN?3"NPT(10223-1) c/w o-ring seals (P/N 10228),(P/N 10177) and Metric bolt kit (P/N 20150)	10338
6"FLG?4"UN?3"BSP(10223-2) c/w o-ring seals (P/N 10228),(P/N 10177) and Metric bolt kit (P/N 20150)	10339*

\* Only kits that can be used with Disribution Systems

